



No	Bib Name	Gp	Rep	J.1	J.2	J.3	J.4	J.5	Run	Event
6	31 NELNER, Thomas	M3	Ab	8.1	7.9	8.1	7.8	8.0	39.9	40.1
				7.9	7.7	7.0	7.1	7.9	37.6	
				8.2	8.0	8.2	7.3	8.0	39.7	39.7+4
7	115 SALB, Alexander	M3	On	7.8	6.8	7.1	6.8	6.9	35.4	
				7.9	7.9	8.1	8.2	7.6	39.7	39.7+1
8	152 MONTOUR, Olivier	M3	Qc	7.7	7.5	8.3	8.2	7.8	39.5	
				5.2	4.7	5.5	4.7	5.5	25.6	39.5
9	35 GRAHAM, Mitchell	M3	Ab	8.6	8.0	7.6	7.3	7.9	39.4	
				6.8	6.7	6.9	7.3	7.7	35.4	39.4
10	30 MACKAY, Aaron	M3	Ab	7.4	7.3	7.9	7.9	8.2	38.7	
				4.9	3.4	5.0	5.1	5.7	24.1	38.7
11	56 VISSER, Hunter	M3	Bc	7.1	7.4	8.2	7.4	7.5	37.6	
				7.5	7.4	8.3	7.6	7.6	38.4	38.4
12	42 SPENCE, Connor	M3	BC	7.6	7.0	7.4	8.3	7.7	38.0	
				7.5	7.2	7.7	7.7	7.1	37.2	38.0
13	114 STEIN, Luke	M3	On	7.4	8.3	6.8	7.9	7.1	37.5	
				6.4	6.8	6.2	6.3	6.4	32.1	37.5
14	116 GANIER, Spencer	M3	On	7.8	7.1	6.8	7.8	7.2	36.7	
				4.8	3.8	4.4	4.7	5.2	22.9	36.7
15	32 DUNCAN, Cameron	M3	Ab	7.9	7.2	6.8	6.7	7.7	36.3	
				4.6	5.0	4.3	4.9	4.8	23.6	36.3
16	112 NULLMEYER, Brook	M3	On	7.1	7.1	7.5	7.1	7.1	35.9	
				5.2	4.3	3.6	4.2	5.8	23.1	35.9
17	23 CRESSEY, Dustin	M3	Ab	3.3	3.0	3.0	3.5	3.8	16.6	
				7.6	6.7	7.1	7.8	6.6	35.8	35.8
18	63 CULVER, Riley	M3	Bc	6.9	6.6	6.2	6.9	7.2	33.8	
				7.3	6.4	7.1	6.3	7.1	34.2	34.2
19	117 BASSETTE, Ryan	M3	On	6.1	5.7	7.2	7.1	7.6	33.7	
				3.7	4.1	4.5	4.3	3.2	19.8	33.7
20	86 MARTIN, Sam	M3	NS	6.9	6.3	5.5	5.9	6.3	30.9	
				3.6	3.1	3.0	3.1	2.2	15.0	30.9
21	38 HENDRICKSON, Colin	M3	Ab	5.8	6.5	5.5	6.5	6.2	30.5	
				6.5	6.0	5.2	6.0	5.3	29.0	30.5
22	73 WILSON, Taylor	M3	Bc	5.2	5.5	6.1	5.5	5.0	27.3	
				3.9	4.2	4.4	3.2	3.6	19.3	27.3
23	57 OPHEIM, Zak	M3	Bc	4.5	5.2	4.5	4.1	4.4	22.7	
				5.9	5.5	5.5	4.7	5.6	27.2	27.2
24	155 SCHULER, Mitch	M3	SK	5.7	5.5	5.6	4.4	4.4	25.6	
				5.3	5.3	5.9	4.9	5.0	26.4	26.4
25	80 JACKSON, Keegan	M3	MB	4.1	5.1	4.8	4.3	4.3	22.6	
				5.6	5.6	4.6	4.1	4.9	24.8	24.8
26	90 WILLISTON, Scott	M3	NS	1.8	2.0	1.9	2.1	1.9	9.7	
				5.7	5.8	3.4	3.1	4.9	22.9	22.9+3
27	89 LOCKE, Sam	M3	NS	3.0	3.2	2.0	2.1	3.1	13.4	
				4.6	5.2	4.0	5.0	4.1	22.9	22.9+2
28	83 CHARTRAND, Gabriel	M3	MB	2.1	1.3	1.5	1.3	0.6	6.8	
				1.9	2.9	2.5	2.0	1.3	10.6	10.6
29	157 RYAN, Jace	M3	SK	2.6	2.1	1.5	1.6	2.0	9.8	
				0.1	0.2	0.5	0.1	0.5	1.4	9.8
30	151 WITHWORTH, Éric	M3	Qc						dns	
									dns	dns
30	153 GINGRAS, Simon	M3	Qc						dns	
									dns	dns
1	28 HENDRICKSON, Mark	M4	Ab	6.3	7.4	6.5	7.1	7.4	34.7	
				8.2	8.3	8.6	8.2	8.8	42.1	42.1
2	72 WILSON, Mitchell	M4	Bc	6.9	6.6	8.0	7.8	7.1	36.4	
				4.5	4.6	4.2	3.8	4.3	21.4	36.4
3	119 BASSETTE, Dylan	M4	On	5.2	4.2	5.5	4.6	6.0	25.5	
				6.2	6.3	6.6	6.3	6.7	32.1	32.1
4	118 PASINI, Emil	M4	On	3.1	4.0	4.0	4.7	3.1	18.9	
				6.3	6.7	6.4	6.1	5.7	31.2	31.2
5	110 MALONE, Ryan	M4	On	5.8	6.1	6.2	6.1	6.7	30.9	
				3.3	3.8	4.2	3.8	4.8	19.9	30.9
6	21 CLEMENT, Davis	M4	Ab	6.0	5.2	6.5	5.8	6.1	29.6	
				2.8	4.1	4.0	3.4	4.5	18.8	29.6
7	120 VLOPE, Nathan	M4	On	5.3	4.7	4.5	4.1	5.3	23.9	
				5.5	5.2	4.8	4.3	5.1	24.9	24.9
8	81 MIHIC, Andrew	M4	MB	2.1	1.5	1.1	1.3	1.6	7.6	
				2.4	2.1	2.0	2.6	2.0	11.1	11.1
9	1 RUTTIMAN, Sam	M4	Ab						dns	
									dns	dns

Winfree 2011.03, Canada Rules, Rand=858 @ 7:20p(11-3-9), S, Not Elim



No	Bib Name	Gp	Rep	J.1	J.2	J.3	J.4	J.5	Run	Event
10	85 MARTIN, Louis	M2	NS	0.1	0.1	0.1	0.1	0.1	0.5	
				0.2	0.2	0.1	0.1	0.1	0.7	0.7
11	132 ADAM, Casey	M2	Qc						dns	
									dns	dns
1	65 MORRISON, Noah	M3	Bc	9.0	9.1	7.5	7.4	8.2	41.2	
				9.1	9.2	7.9	7.8	8.1	42.1	42.1
2	35 GRAHAM, Mitchell	M3	Ab	6.4	6.4	8.0	8.0	8.2	37.0	
				8.5	8.7	8.2	8.2	7.6	41.2	41.2
3	57 OPHEIM, Zak	M3	Bc	7.7	8.0	6.9	7.1	7.0	36.7	
				8.4	8.7	7.8	7.4	8.4	40.7	40.7
4	73 WILSON, Taylor	M3	Bc	8.3	8.6	7.5	7.9	8.0	40.3	
				7.8	8.0	7.7	7.8	7.8	39.1	40.3
5	152 MONTOUR, Olivier	M3	Qc	8.8	8.8	6.7	6.7	6.8	37.8	
				8.6	9.3	7.3	7.2	7.8	40.2	40.2
6	125 LALONDE, Alexis	M3	Qc	7.9	8.1	7.3	7.8	7.9	39.0	
				7.6	7.6	7.9	8.1	8.5	39.7	39.7
7	38 HENDRICKSON, Colin	M3	Ab	7.9	8.2	1.8	2.3	2.0	22.2	
				8.4	8.5	7.3	6.9	7.2	38.3	38.3
8	117 BASSETTE, Ryan	M3	On	3.8	3.5	7.6	8.1	8.7	31.7	
				6.2	6.3	8.1	8.0	8.5	37.1	37.1
9	74 POOL, Thomas	M3	Bc	7.9	8.0	6.6	5.7	6.2	34.4	
				9.0	9.2	6.2	6.2	5.8	36.4	36.4
10	29 LEFEBVRE, Corbin	M3	Ab	8.1	8.2	5.1	4.5	5.1	31.0	
				8.4	8.4	6.9	6.3	6.3	36.3	36.3+3
11	30 MACKAY, Aaron	M3	Ab	7.2	7.6	6.3	7.5	7.7	36.3	
				7.6	7.9	6.4	6.3	6.9	35.1	36.3+2
12	31 NELNER, Thomas	M3	Ab	6.5	6.9	7.0	7.7	7.9	36.0	
				6.4	6.5	6.8	7.8	7.7	35.2	36.0
13	116 GANIER, Spencer	M3	On	6.7	6.8	5.8	5.8	6.2	31.3	
				5.7	5.8	7.1	7.8	7.8	34.2	34.2
14	112 NULLMEYER, Brook	M3	On	5.6	5.3	3.9	4.0	4.2	23.0	
				5.5	5.2	7.7	7.0	6.8	32.2	32.2
15	114 STEIN, Luke	M3	On	5.2	5.3	7.1	6.9	7.2	31.7	
				5.7	5.5	6.5	7.0	7.4	32.1	32.1
16	56 VISSER, Hunter	M3	Bc	2.5	2.7	7.3	7.6	7.6	27.7	
				9.5	9.4	4.5	3.7	4.7	31.8	31.8
17	23 CRESSEY, Dustin	M3	Ab	1.8	1.6	5.4	5.5	5.9	20.2	
				5.2	5.0	7.2	7.0	6.9	31.3	31.3
18	63 CULVER, Riley	M3	Bc	6.5	6.4	6.1	5.8	5.2	30.0	
				7.1	7.2	5.6	5.7	4.7	30.3	30.3
19	32 DUNCAN, Cameron	M3	Ab	7.4	7.3	3.6	3.6	4.3	26.2	
				7.8	7.6	4.6	4.7	5.2	29.9	29.9
20	69 MOUSSEAU, Zak	M3	Bc	4.8	4.6	5.7	5.3	5.8	26.2	
				1.0	0.9	0.1	0.1	0.1	2.2	26.2
21	86 MARTIN, Sam	M3	NS	5.1	5.1	4.9	4.9	5.1	25.1	
				5.5	5.8	5.0	4.6	4.4	25.3	25.3
22	90 WILLISTON, Scott	M3	NS	2.5	2.8	6.4	6.7	6.8	25.2	
				3.2	2.9	5.4	5.4	4.1	21.0	25.2
23	108 DUFFY, Thomas	M3	On	2.4	2.7	5.9	5.7	5.7	22.4	
				3.9	3.8	5.5	5.9	5.2	24.3	24.3
24	151 WITHWORTH, Éric	M3	Qc	3.2	3.4	5.9	5.3	5.1	22.9	
									dns	22.9
25	58 DOBSON, Logan	M3	Bc	0.1	0.1	0.1	0.1	0.1	0.5	
				2.5	2.1	6.3	6.1	5.2	22.2	22.2
26	89 LOCKE, Sam	M3	NS	1.0	1.1	2.9	1.8	2.0	8.8	
				3.9	4.3	4.8	4.2	4.3	21.5	21.5
27	107 CLARKE, Mitchell	M3	On	0.2	0.1	4.4	5.6	5.3	15.6	
				3.4	3.3	4.8	5.0	4.8	21.3	21.3
28	54 RUTKOWSKI, Thomas	M3	Bc	4.2	4.2	0.5	0.1	0.1	9.1	
				4.1	4.2	3.5	4.1	4.1	20.0	20.0



# 2011 Canada Post Junior National Freestyle Championships

Marmot Basin, Jasper, AB  
Mar 12, 2011 (Sat)



## Canada Post 2011 Junior National Championships Moguls

Head Judge: ROBICHAUD,Real  
Chief of Comp: JENKINS,Cam  
T.D.: SAGAN,David  
Chief of Scoring: WHYTE,Vicki  
Judge 1(T&L): BOUCHER,Luc  
Judge 2(T&L): RANKINE,Steve  
Judge 3(T&L): HENTIUK,Jay  
Judge 4(T&L): MACMILLAN,Chad  
Judge 5(T&L): MCKAY,Theresa  
Judge 6(Air): TODD,Stephanie  
Judge 7(Air): HINKEL,Wayne

Course: Show Off, Marmot  
Length: 200 m  
Pace: Male = 20.61, Female = 24.39  
Forerunner #1: Angus Jenkins F4  
Forerunner #2: Noah Spence F6  
\_\_\_\_ Head Judge  
\_\_\_\_ Chief of Scoring  
\_\_\_\_ T.D.

Moguls Female/Male Marmot Basin, Jasper Event (By Group Score) 2011 Canada Post Jun Date: Mar 12, 2011 (Sat) Time: 8:49 pm

No	Bib Name	Gp Rep	T&L-->					Air-->					Judge	Time	Pts	Run	Event	
			J.1	J.2	J.3	J.4	J.5	T&L	J.6	J.7	Jumps	DofD						Airs
1	41 LITTLE,Emily	F2 BC	2.6	1.3	2.4	3.0	1.7	6.7	1.1	.7	3	1.200	1.44	8.14	30.36	3.06	11.20	
									.3	.3	bT	1.200			29.46	3.50	16.28	16.28
2	136 MARCOUX,Sophie	F2 Qc	3.5	3.4	3.4	3.3	3.5	10.3	1.4	1.5	3	1.200	2.86	13.16	30.59	2.94	16.10	
									1.3	1.2	TT	0.900			28.92	3.77	15.76	16.10
3	52 TSUBOTA,Yuki	F2 BC	2.8	2.4	1.9	2.5	2.3	7.2	.8	.8	3	1.200	2.88	10.08	29.58	3.44	13.52	
									1.5	1.7	bT	1.200			27.60	4.42	15.76	15.76
4	148 LEBREUX,Fanny	F2 Qc	2.2	2.1	2.4	2.1	2.0	6.4	.9	.8	S	0.760	2.34	8.74	31.75	2.37	11.11	
									1.7	1.7	DD	1.000			29.79	3.34	13.76	13.76
5	75 HALLIWELL,Nicola	F2 BC	2.0	1.8	2.3	1.8	1.6	5.6	.5	.5	3	1.200	2.64	8.24	33.32	1.60	9.84	
									1.7	1.7	bT	1.200			32.80	1.86	12.10	12.10
6	46 MAAS,Marieke	F2 Bc	1.3	1.7	1.3	1.4	1.4	4.1	.5	.5	S	0.760	1.58	5.68	37.75		5.68	
									1.0	1.0	3	1.200			36.13	0.22	6.35	6.35
7	82 MIHIC,Veronica	F2 MB	0.1	0.1	0.1	0.1	0.1	0.3	.2	.4	S	0.760	0.22	0.52	49.83		0.52	
									1.5	0.9	S	0.760	0.79	3.59	42.01		3.59	3.59
1	43 NAUDE,Andi	F3 BC	3.8	3.3	3.8	3.2	3.6	10.7	2.0	1.9	3	1.200	5.04	15.74	27.42	4.50	20.24	
									2.3	2.2	bT	1.200			25.15	5.62	21.40	21.40
2	134 TADDEO,Tania	F3 Qc	2.7	2.8	3.3	2.7	3.3	8.8	1.6	1.2	3	1.200	3.60	12.40	29.66	3.40	15.80	
									1.6	1.6	bT	1.200			27.74	4.35	18.63	18.63
3	24 LAMBERT,Clare	F3 AB	1.7	1.7	1.4	1.4	1.1	4.5	.5	.5	3	1.200	2.85	7.35	31.35	2.57	9.92	
									1.8	1.8	fT	1.250						



No	Bib Name	Gp	Rep	T&L-->					Air-->					Judge	Time	Pts	Run	Event		
				J.1	J.2	J.3	J.4	J.5	T&L	J.6	J.7	Jumps	DofD						Airs	
				3.5	3.3	3.0	3.5	2.8	9.8	1.8	1.6		3	1.200	4.72	14.52	28.39	4.03	18.55	18.55
										2.2	2.1		FT	1.250						
4	127 KINGSBURY,Audrey	F3	Qc	3.3	2.6	3.0	3.3	3.3	9.6	1.2	1.1		DD	1.000	3.34	12.94	31.65	2.42	15.36	
										1.9	1.7		DDD	1.220						
				1.9	2.6	2.2	2.8	2.3	7.1	.6	.7		DD	1.000	2.41	9.51	29.25	3.60	13.11	15.36
										1.5	1.4		DDD	1.220						
5	95 HEWAT,Aimee	F3	On	2.2	2.2	2.5	2.0	1.9	6.4	.6	.5		T	0.720	2.01	8.41	31.93	2.29	10.70	
										1.4	1.3		3	1.200						
				3.3	3.2	3.2	3.2	3.0	9.6	.7	1.0		T	0.720	1.93	11.53	28.82	3.82	15.35	15.35
										1.0	1.2		3	1.200						
6	135 BAZINET,Katrine	F3	Qc	1.8	1.6	2.2	1.6	2.4	5.6	1.2	1.4		bT	1.200	3.74	9.34	30.80	2.84	12.18	
										1.7	1.8		FT	1.250						
				2.3	1.7	2.1	2.8	2.8	7.2	.7	.8		bT	1.200	3.39	10.59	28.27	4.09	14.68	14.68
										2.1	1.9		FT	1.250						
7	2 BROWN,Emilie	F3	Ab	2.3	3.3	2.6	2.9	2.7	8.2	.9	.8		3	1.200	2.61	10.81	31.33	2.58	13.39	
										2.1	2.1		S	0.760						
				1.4	1.2	1.0	1.7	1.2	3.8	.2	.3		3	1.200	1.62	5.42	31.71	2.39	7.81	13.39
										1.7	1.8		S	0.760						
8	64 BARZILAY,Mason	F3	Bc	0.1	0.1	0.1	0.1	0.1	0.3	.4	.5		3	1.200	0.90	1.20	35.81	0.38	1.58	
										.3	.3		bT	1.200						
				2.2	1.6	1.7	2.0	1.7	5.4	.4	.5		3	1.200	2.58	7.98	27.62	4.41	12.39	12.39
										1.8	1.6		bT	1.200						
9	71 MCGREGOR,Sophie	F3	Bc	2.0	2.5	1.5	2.5	2.0	6.5	.3	.4		TS	0.940	1.76	8.26	35.43	0.56	8.82	
										1.1	1.3		3	1.200						
				2.5	1.6	1.8	2.5	2.1	6.4	.5	.5		TS	0.940	1.61	8.01	32.94	1.79	9.80	9.80
										1.0	.9		3	1.200						
10	96 WOOD,Erika	F3	On	1.7	1.8	1.7	1.8	2.0	5.3	1.0	1.0		S	0.760	1.66	6.96	38.53		6.96	
										.6	.9		3	1.200						
				2.4	1.7	2.6	2.0	1.6	6.1	1.1	.9		S	0.760	1.71	7.81	33.18	1.67	9.48	9.48
										.8	.8		3	1.200						
11	25 OCZKOWSKI,Veronic	F3	Ab	1.5	1.2	0.8	1.0	1.5	3.7	.6	.7		S	0.760	1.33	5.03	40.70		5.03	
										.6	.8		3	1.200						
				1.8	2.1	1.8	2.2	2.0	5.9	.9	.9		S	0.760	2.06	7.96	34.75	0.90	8.86	8.86
										1.2	1.1		3	1.200						
12	49 BENISCHEK,Emma	F3	Bc	1.6	1.2	1.8	1.8	2.9	5.2	1.3	1.4		S	0.760	2.09	7.29	33.83	1.35	8.64	
										1.1	1.2		TS	0.940						
				0.3	0.1	0.5	0.5	0.6	1.3	1.3	1.6		S	0.760	1.98	3.28	45.53		3.28	8.64
										1.0	.9		TS	0.940						
13	92 STEVENS,Emma-Jean	F3	NS	0.1	0.1	0.2	0.1	0.1	0.3	.8	.8		S	0.760	0.88	1.18	41.98		1.18	
										.3	.3		TS	0.940						
				2.2	2.2	2.1	2.0	2.1	6.4	.5	.4		T	0.720	0.83	7.23	35.10	0.73	7.96	7.96
										.6	.5		TS	0.940						
14	3 HIRON,Melissa	F3	Ab	1.2	2.1	2.2	1.0	1.6	4.9	.6	.7		3	1.200	2.07	6.97	39.69		6.97	
										1.7	1.7		S	0.760						
				0.7	0.5	1.0	0.3	0.6	1.8	.3	.6		3	1.200	1.71	3.51	38.64		3.51	6.97
										1.6	1.5		S	0.760						
15	9 DAVID,Elyse	F3	Ab	0.3	0.1	0.1	0.1	0.1	0.3	.7	.9		S	0.760	1.14	1.44	47.56		1.44	
										.4	.5		3	1.200						
				2.4	1.2	1.0	1.9	1.5	4.6	1.2	1.1		S	0.760	1.89	6.49	37.70		6.49	6.49
										.9	.8		3	1.200						
16	91 MARTIN,Frankie	F3	NS	0.1	0.5	0.1	0.1	0.2	0.4	.4	.4		S	0.760	0.30	0.70	52.58		0.70	
				1.7	1.0	0.8	1.3	1.9	4.0	.4	.3		S	0.760	0.26	4.26	44.95		4.26	4.26
1	142 BERGERON,Julie	F4	QC	3.1	3.0	2.9	3.0	2.0	8.9	1.2	1.3		3	1.200	3.06	11.96	32.11	2.20	14.16	
										1.2	1.4		bT	1.200						
				3.5	3.5	3.3	3.5	3.8	10.5	1.6	1.5		3	1.200	3.59	14.09	28.15	4.15	18.24	18.24
										1.9	1.8		TS	0.940						
2	138 GILBERT,Valerie	F4	Qc	1.0	0.5	1.3	1.7	0.1	2.8	1.1	1.4		TS	0.940	3.51	6.31	36.92		6.31	

No	Bib Name	Gp	Rep	T&L-->					T&L	Air-->			Judge	Time	Pts	Run	Event		
				J.1	J.2	J.3	J.4	J.5		J.6	J.7	Jumps						DofD	Airs
				0.1	0.1	0.1	0.1	0.2	0.3	2.0	1.9	3	1.200						
										1.2	1.2	TS	0.940	1.12	1.42	(none)	1.42	6.31	
3	26 WARRENER, Megan	F4	Ab	0.2	0.1	0.2	0.1	0.1	0.4	1.0	1.0	S	0.760	2.32	2.72	42.06	2.72		
										1.2	1.4	3	1.200						
				1.0	0.8	0.8	1.0	1.8	2.8	.1	.1	S	0.760	1.27	4.07	37.67	4.07	4.07	
										1.0	1.0	3	1.200						
1	139 BOILEAU, Simon	M2	Qc	2.4	2.7	2.3	2.4	2.2	7.1	2.1	1.8	3G	1.130	3.09	10.19	25.11	3.37	13.56	
										.7	.7	7p	1.280						
				4.6	4.5	4.3	4.5	4.1	13.3	2.4	2.3	3G	1.130	5.08	18.38	22.38	4.96	23.34	23.34
										1.8	2.0	7p	1.280						
2	100 HOFFMAN, Zac	M2	ON	4.0	3.9	4.0	3.7	3.4	11.6	1.9	2.1	3G	1.130	4.17	15.77	24.42	3.78	19.55	
										1.6	1.8	bPp	1.130						
				4.1	4.2	4.3	4.3	4.3	12.8	2.1	2.1	3G	1.130	4.85	17.65	22.26	5.03	22.68	22.68
										2.2	2.2	bPp	1.130						
3	97 BERCOVITCH, Heath	M2	ON	4.4	4.2	4.2	4.3	4.6	12.9	1.9	1.8	bF	1.240	4.28	17.18	23.50	4.31	21.49	
										2.0	1.8	bL	1.050						
				4.6	4.6	4.5	4.1	4.2	13.3	1.7	1.5	bF	1.240	3.97	17.27	21.76	5.33	22.60	22.60
										1.9	1.9	bL	1.050						
4	13 HUNTER, Austin	M2	AB	4.2	3.9	3.9	3.9	3.8	11.7	2.0	1.8	bPp	1.050	4.71	16.41	23.94	4.06	20.47	
										2.2	2.2	7opA	1.240						
				4.3	4.1	4.2	4.0	3.7	12.3	1.7	2.0	bPp	1.050	4.68	16.98	21.54	5.45	22.43	22.43
										2.2	2.1	7opB	1.280						
5	132 ADAM, Casey	M2	Qc	2.9	2.0	2.0	2.2	2.7	6.9	1.6	1.5	bPp	1.050	3.75	10.65	26.21	2.73	13.38	
										1.9	1.8	3oC	1.150						
				4.4	4.5	4.3	4.4	4.4	13.2	1.8	1.8	bPp	1.050	3.78	16.98	22.60	4.84	21.82	21.82
										1.7	1.6	3oC	1.150						
6	18 NOVOTNY, Max	M2	AB	3.5	3.0	3.2	3.2	3.3	9.7	1.7	1.7	7opB	1.280	4.31	14.01	24.59	3.68	17.69	
										2.0	1.8	bPp	1.130						
				4.4	3.8	3.7	4.2	4.0	12.0	2.1	1.9	7opB	1.280	5.09	17.09	24.45	3.76	20.85	20.85
										2.3	2.2	bPp	1.130						
7	103 BERCOVITCH, Dean	M2	ON	4.4	4.1	4.3	4.0	4.1	12.5	1.8	1.8	7opA	1.240	4.82	17.32	24.86	3.52	20.84	
										2.3	2.3	bPp	1.130						
				4.2	3.6	3.8	3.9	4.1	11.8	1.8	1.5	7opA	1.240	4.30	16.10	23.15	4.52	20.62	20.84
										2.1	1.9	bPp	1.130						
8	14 MINOGUE, Troy	M2	AB	4.5	3.8	3.8	4.0	4.2	12.0	1.8	1.5	bT	1.050	4.02	16.02	23.70	4.20	20.22	
										1.9	1.8	7opA	1.240						
				1.7	1.9	1.6	2.1	1.8	5.4	2.0	1.8	bL	1.050	2.61	8.01	27.02	2.26	10.27	20.22
										.5	.5	bF	1.240						
9	98 PAWLIK, Brayden	M2	ON	3.8	3.3	3.1	2.9	3.4	9.8	1.4	1.4	3G	1.130	3.36	13.16	25.45	3.18	16.34	
										1.7	1.7	bPp	1.050						
				3.7	3.4	3.5	3.8	4.0	11.0	1.9	1.8	3G	1.130	4.23	15.23	23.98	4.03	19.26	19.26
										2.1	2.0	bPp	1.050						
10	131 FORTIER, Thomas	M2	Qc	3.0	2.5	2.5	2.4	2.5	7.5	1.5	1.6	7opA	1.240	3.27	10.77	23.88	4.09	14.86	
										1.1	1.3	bPp	1.130						
				4.0	3.3	3.6	3.8	3.9	11.3	1.3	1.2	7opA	1.240	2.90	14.20	22.96	4.63	18.83	18.83
										1.0	1.5	sL	1.090						
11	16 JOOSTEN, Matt	M2	AB	1.8	1.3	0.7	1.5	0.1	3.5	1.7	1.6	bT	1.050	1.96	5.46	29.11	1.05	6.51	
										.2	.2	3ogC	1.180						
				3.8	3.9	3.7	3.6	3.6	11.1	1.4	1.4	bT	1.050	3.10	14.20	24.74	3.59	17.79	17.79
										1.3	1.5	sLG	1.170						
12	15 ULSIFER, Luke	M2	AB	2.6	2.9	2.2	2.5	1.5	7.3	1.7	2.0	bF	1.240	4.54	11.84	23.92	4.07	15.91	
										2.1	2.2	bL	1.050						
				3.1	3.3	3.2	3.2	3.0	9.5	1.7	1.9	bF	1.240	3.48	12.98	22.99	4.61	17.59	17.59
										1.1	1.3	bL	1.050						
13	61 KOBER, Joshua	M2	Bc	3.9	3.9	3.7	3.8	3.2	11.4	1.6	1.6	3	1.050	3.57	14.97	26.82	2.38	17.35	
										1.8	1.8	bPp	1.050						
				3.4	3.1	4.1	4.2	4.4	11.7	1.0	.9	3	1.050	1.88	13.58	25.26	3.29	16.87	17.35
										.9	.8	bPp	1.050						

No	Bib Name	Gp Rep	T&L-->					T&L	Air-->					Judge	Time	Pts	Run	Event
			J.1	J.2	J.3	J.4	J.5		J.6	J.7	Jumps	DofD	Airs					
14	48 REEVES, Connor	M2 Bc	3.8	3.5	3.4	3.3	3.3	10.2	2.0	1.8	3G	1.130	4.31	14.51	26.57	2.52	17.03	
									1.6	1.8	7	1.280						
			0.1	0.3	0.1	0.1	0.1	0.3	1.1	1.0	3G	1.130	1.54	1.84	(none)	1.84	17.03	
									.3	.2	10	1.450						
15	45 WOODS, Brandon	M2 Bc	3.6	3.2	3.0	3.6	3.6	10.4	1.5	1.6	3	1.050	3.25	13.65	27.54	1.96	15.61+3	
									1.5	1.6	bT	1.050						
			0.2	0.3	0.3	0.3	0.2	0.8	2.2	1.9	3	1.050	2.15	2.95	34.31	2.95	15.61+3	
16	101 ELLIOTT, Ben	M2 ON	2.7	1.8	2.6	2.6	3.3	7.9	.8	1.1	3	1.050	2.98	10.88	26.79	2.40	13.28+2	
									1.9	1.9	bT	1.050						
			3.2	2.8	3.1	3.3	3.7	9.6	1.1	1.3	3	1.050	3.04	12.64	25.80	2.97	15.61+2	
									1.8	1.6	bT	1.050						
17	68 HEARD, Max	M2 Bc	2.0	1.2	1.7	1.9	1.4	5.0	1.7	1.7	3p	1.050	3.25	8.25	25.23	3.31	11.56	
									1.4	1.4	bPp	1.050						
			2.5	2.6	2.7	1.9	2.2	7.3	1.7	1.6	3G	1.130	3.38	10.68	22.76	4.74	15.42	
									1.5	1.4	bPp	1.050						
18	20 MAHLER, Brendan	M2 AB	3.4	2.7	2.7	3.1	2.5	8.5	1.0	.8	3	1.050	2.52	11.02	26.14	2.78	13.80	
									1.4	1.6	bT	1.050						
			2.4	2.6	2.8	3.4	3.8	8.8	1.7	1.6	3	1.050	3.25	12.05	26.64	2.48	14.53	
									1.4	1.5	bL	1.050						
19	133 GUY-TESSIER, Willi	M2 Qc	2.6	2.4	2.7	2.0	2.1	7.1	1.6	1.7	7opA	1.240	3.35	10.45	24.97	3.46	13.91	
									1.1	1.4	bT	1.050						
								dnf					dnf	(none)	dnf	13.91		
20	7 KOENEN, Conner	M2 Ab	2.3	1.5	1.3	1.8	2.2	5.5	1.5	1.4	3	1.050	1.90	7.40	30.24	0.39	7.79	
									.2	.4	7	1.280						
			3.1	2.6	2.5	2.6	3.0	8.2	1.0	.9	3	1.050	2.72	10.92	28.21	1.57	12.49	
									1.2	1.5	7	1.280						
21	70 ESTEY, Byron	M2 Bc	2.3	2.8	2.6	2.6	3.3	8.0	1.7	1.7	3	1.050	2.54	10.54	30.05	0.50	11.04	
									1.2	1.3	S	0.610						
			2.7	3.0	2.9	3.1	3.7	9.0	1.3	1.5	3	1.050	1.69	10.69	28.22	1.56	12.25	
									.4	.2	TT	0.750						
22	106 STEIN, Daniel	M2 On	1.0	0.7	0.5	1.1	1.8	2.8	.2	.5	3	1.050	1.33	4.13	34.40		4.13	
									1.5	1.7	S	0.610						
			2.4	2.1	2.7	2.5	2.9	7.6	.7	.8	3	1.050	1.90	9.50	30.52	0.22	9.72	
									1.9	1.8	S	0.610						
23	85 MARTIN, Louis	M2 NS	1.5	0.6	0.7	1.3	1.8	3.5	.3	.4	TT	0.750	1.46	4.96	33.07		4.96	
									1.0	1.3	bPp	1.050						
			2.8	2.4	1.8	2.4	3.1	7.6	1.0	1.3	K	0.620	1.91	9.51	31.80		9.51	
									1.0	1.3	bPp	1.050						
24	87 STEVENS, Charles	M2 NS	2.4	2.4	1.3	2.3	1.8	6.5	.8	.7	TT	0.750	1.29	7.79	35.56		7.79	
									.6	.8	3	1.050						
			2.6	2.2	2.2	2.5	2.8	7.3	1.2	1.3	TT	0.750	1.77	9.07	33.03		9.07	
									.8	.8	3	1.050						
25	145 ROBERT, Dominic	M2 Qc	0.7	0.5	0.4	0.5	0.8	1.7	1.7	1.7	bPp	1.050	3.29	4.99	25.59	3.10	8.09	
									1.7	1.6	TTT	0.920						
			0.1	0.1	0.1	0.1	0.1	0.3	1.0	1.1	bPp	1.050	1.10	1.40	(none)	1.40	8.09	
26	150 GRESCHNER, Nichola	M2 Qc	0.9	0.1	0.2	0.2	0.1	0.5	.7	.6	TT	0.750	2.32	2.82	54.24		2.82	
									1.7	1.8	bPp	1.050						
			1.5	2.0	1.3	1.9	1.8	5.2	.5	.8	3	1.050	2.62	7.82	37.52		7.82	
									1.7	2.0	bPp	1.050						
27	50 ROBIN, Dean	M2 Bc	1.0	0.9	0.9	1.2	0.2	2.8	1.0	.8	3	1.050	1.99	4.79	33.83		4.79	
									1.0	1.0	bPp	1.050						
			0.9	0.8	0.8	0.9	0.3	2.5	2.0	1.9	3p	1.050	2.51	5.01	27.15	2.19	7.20	
									.4	.5	bL	1.050						
28	8 DAVID, Xavier	M2 Ab	0.4	0.1	0.1	0.3	0.1	0.5	.5	.5	3	1.050	0.52	1.02	34.59		1.02	
									.4	.5	3	1.050	0.47	0.97	(none)	0.97	1.02	



No	Bib Name	Gp	Rep	T&L-->					Air-->					Judge	Time		Pts	Run	Event	
				J.1	J.2	J.3	J.4	J.5	T&L	J.6	J.7	Jumps	DofD		Airs	=====				=====
29	126 PELLETIER,Jeremy	M2	Qc													(none)		dns		
																(none)		dns	dns	
1	125 LALONDE,Alexis	M3	Qc	4.0	3.9	4.1	3.8	3.9	11.8	1.9	1.8	bPp	1.050	3.59	15.39	24.25	3.88	19.27		
				4.6	4.0	4.1	4.3	3.8	12.4	1.8	1.8	TTT	0.920							
												bPp	1.050	4.78	17.18	22.76	4.74	21.92	21.92	
												7opGB	1.360							
2	42 SPENCE,Connor	M3	BC	4.1	3.9	4.1	4.0	3.2	12.0	1.6	1.7	bPp	1.050	3.96	15.96	25.15	3.35	19.31		
				4.5	4.3	4.3	4.4	4.2	13.0	1.7	1.8	7opB	1.280							
												bPp	1.050	3.79	16.79	22.95	4.63	21.42	21.42	
												7G	1.360							
3	128 DUMAIS,Laurent	M3	Qc	2.3	2.1	1.9	2.1	2.5	6.5	1.9	1.7	7opB	1.280	4.50	11.00	29.63	0.74	11.74		
				4.5	4.1	4.3	4.3	4.2	12.8	2.2	2.0	bPp	1.050							
												7opA	1.240	4.47	17.27	25.33	3.25	20.52	20.52	
												bPp	1.050							
4	62 KOBER,Jordan	M3	Bc	2.1	1.7	1.7	2.0	1.4	5.4	1.8	1.8		3	1.050	3.88	9.28	39.84	9.28		
				4.1	4.0	4.2	3.8	3.6	11.9	1.8	2.0	bPp	1.050							
													3	1.050	4.56	16.46	24.29	3.85	20.31	20.31
												bPp	1.050							
5	40 LITTLE,Jake	M3	BC	0.1	0.1	0.1	0.1	0.1	0.3	1.0	1.1	bT	1.050	1.10	1.40	(none)		1.40		
				3.4	3.3	3.5	3.8	4.0	10.7	1.6	1.7	bT	1.050	4.18	14.88	23.76	4.16	19.04	19.04	
												3oGC	1.230							
6	130 BÉLANGER,Philippe	M3	Qc	1.9	1.1	0.9	1.1	2.2	4.1	.4	.3	bT	1.050	2.25	6.35	32.14		6.35		
				4.2	4.2	3.7	3.8	3.9	11.9	1.7	1.9		3	1.050						
												bT	1.050	2.67	14.57	23.97	4.04	18.61	18.61	
													3	1.050						
7	144 GELINAS,Marc Anto	M3	QC	2.7	2.3	1.4	2.2	2.0	6.5	.2	.4		3	1.050	1.57	8.07	31.44	8.07		
				4.2	3.9	4.0	4.1	4.1	12.2	1.1	1.3	bPp	1.050							
													3	1.050	3.30	15.50	26.45	2.59	18.09	18.09
												bPp	1.050							
8	143 GUY-TESSIER,Olivi	M3	QC	3.7	3.4	3.0	3.6	2.0	10.0	1.4	1.6		3	1.050	2.52	12.52	27.01	2.27	14.79	
				4.3	4.0	3.7	3.7	4.1	11.8	1.0	.8	bT	1.050							
													3	1.050	2.98	14.78	25.44	3.18	17.96	17.96
												bPp	1.050							
9	147 LACHANCE,Antoine	M3	QC	3.3	3.4	3.3	3.4	3.9	10.1	1.0	1.0		3	1.050	2.93	13.03	29.55	0.79	13.82	
				4.5	3.9	3.9	4.0	4.0	11.9	1.7	1.9	bT	1.050							
													3	1.050	3.09	14.99	26.95	2.30	17.29	17.29
												bT	1.050							
10	67 KELLY,Brenden	M3	Bc	1.2	1.3	1.7	1.7	0.3	4.2	2.0	1.8	bT	1.050	3.23	7.43	32.32		7.43		
				3.6	3.7	3.3	3.5	3.6	10.7	.9	1.1	7opA	1.240							
												bT	1.050	3.61	14.31	26.59	2.51	16.82	16.82	
												7opA	1.240							
11	56 VISSER,Hunter	M3	Bc	2.6	2.1	2.9	2.9	3.5	8.4	1.0	1.0	3p	1.050	2.52	10.92	27.97	1.71	12.63		
				3.9	3.6	3.7	3.6	3.7	11.0	1.4	1.4	bPp	1.050							
												3p	1.050	3.14	14.14	26.51	2.56	16.70	16.70	
												bPp	1.050							
12	4 ANSELMO,Bradley	M3	Ab	3.2	3.5	3.4	3.0	3.4	10.0	1.3	1.4	bPp	1.050	3.70	13.70	25.89	2.92	16.62		
				0.6	0.6	0.9	0.5	0.3	1.7	1.9	1.8	7opA	1.240							
												bPp	1.050	1.57	3.27	26.46	2.59	5.86	16.62	
13	140 LECLERC,Francois	M3	Qc	2.6	2.8	2.8	3.4	2.1	8.2	1.6	1.4		3	1.050	3.25	11.45	27.56	1.95	13.40	
				3.9	3.1	3.1	3.7	3.6	10.4	1.6	1.6	bT	1.050							
													3	1.050	3.87	14.27	27.15	2.19	16.46	16.46
													10	1.450						
14	141 LÉGER,Justin	M3	Qc	2.5	2.7	3.0	2.2	2.3	7.5	1.1	1.1		3	1.050	2.95	10.45	27.79	1.81	12.26	
				3.8	3.6	3.5	3.4	3.4	10.5	1.6	1.6	bPp	1.130							
													3	1.050	3.04	13.54	26.52	2.55	16.09	16.09
												bPp	1.130							

No	Bib Name	Gp	Rep	T&L-->					T&L	Air-->					Judge	Time	Pts	Run	Event
				J.1	J.2	J.3	J.4	J.5		J.6	J.7	Jumps	DofD	Airs					
15	146 TAILLON, François-	M3	QC	1.0	1.1	1.6	1.3	1.7	4.0	.7	.9	3	1.050	2.35	6.35	31.35		6.35	
				3.5	3.2	3.6	3.5	3.8	10.6	1.4 1.5 1.1 .9 1.2 1.3	bPp 1.050 3 1.050 2.35 bPp 1.050	12.95	25.55	3.12	16.07	16.07			
16	19 EADY, Addison	M3	AB	3.7	3.3	3.4	3.3	2.7	10.0	1.3 1.2 2.0 1.9	3 1.050 3.35 bL 1.050	13.35	26.47	2.58	15.93				
				0.7	0.4	0.9	1.1	0.1	2.0	1.1 1.2 .2 .2	3 1.050 1.41 bL 1.050	3.41	25.43	3.19	6.60	15.93			
17	149 DUFRESNE, Gabriel	M3	Qc	0.1	0.1	0.1	0.1	0.1	0.3	1.2 1.4	bPp 1.130 1.46	1.76	(none)		1.76				
				3.3	2.5	2.7	3.1	3.2	9.0	1.8 1.7 1.0 1.0	3oC 1.150 3.06 bPp 1.050	12.06	24.43	3.77	15.83	15.83			
18	47 CARIO, Jordan	M3	Bc	3.9	3.1	3.1	3.2	3.5	9.8	1.0 .8 1.2 1.2	3 1.050 2.20 bPp 1.050	12.00	28.61	1.34	13.34				
				2.8	2.6	3.2	3.2	3.4	9.2	1.8 1.6 1.3 1.3	3 1.050 3.14 bPp 1.050	12.34	26.88	2.34	14.68	14.68			
19	74 POOL, Thomas	M3	Bc	3.2	2.7	3.0	3.0	2.3	8.7	1.2 1.3 1.2 1.5	3p 1.050 2.72 bPp 1.050	11.42	28.56	1.37	12.79				
				2.7	3.1	3.3	3.3	3.0	9.4	1.5 1.3 1.5 1.4	3G 1.130 3.09 bPp 1.050	12.49	27.33	2.08	14.57	14.57			
20	12 GERMAN, Jeremy	M3	Ab	3.0	2.9	3.1	3.2	3.2	9.3	1.0 .8 .5 .6	3 1.050 1.52 bT 1.050	10.82	28.83	1.21	12.03				
				3.3	3.1	3.5	3.6	3.1	9.9	.8 .8 .9 .9	3p 1.050 1.78 bT 1.050	11.68	26.47	2.58	14.26	14.26			
21	54 RUTKOWSKI, Thomas	M3	Bc	2.1	3.1	2.6	3.4	2.1	7.8	1.3 1.4 1.3 1.6	bPp 1.050 3.26 7opB 1.280	11.06	28.57	1.36	12.42				
				2.3	2.7	3.2	3.4	2.9	8.8	1.6 1.3 .6 1.1	bPp 1.050 2.60 7opB 1.280	11.40	26.54	2.54	13.94	13.94			
22	58 DOBSON, Logan	M3	Bc	0.3	0.9	0.2	0.1	0.1	0.6	.4 .6 .5 .6	bPp 1.050 0.85 S 0.610	1.45	36.09		1.45				
				2.7	3.0	2.8	3.0	3.2	8.8	1.7 1.7 1.5 1.5	bPp 1.050 3.70 7opB 1.280	12.50	29.10	1.05	13.55	13.55			
23	51 STUBBS, Peter	M3	Bc	3.4	2.5	3.2	2.5	2.3	8.2	1.6 1.6 1.3 1.7	3 1.050 3.25 bT 1.050	11.45	30.97		11.45				
				2.7	2.7	2.3	2.8	2.2	7.7	1.2 1.4 1.4 1.4	3 1.050 2.83 bT 1.050	10.53	30.12	0.46	10.99	11.45			
24	10 ROOS, Chris	M3	Ab	2.8	1.7	2.1	2.8	2.5	7.4	1.1 1.0 1.1 1.3	3 1.050 2.35 bPp 1.050	9.75	31.24		9.75				
				2.8	2.1	2.1	3.2	3.5	8.1	1.0 .9 1.0 1.3	3 1.050 2.20 bPp 1.050	10.30	28.99	1.12	11.42	11.42			
25	63 CULVER, Riley	M3	Bc	0.5	0.7	1.4	1.1	1.1	2.9	.6 .7 1.2 1.3	3g 1.080 2.00 bPp 1.050	4.90	30.79	0.07	4.97				
				2.0	2.0	1.7	2.7	1.6	5.7	1.1 1.0 1.6 1.5	3g 1.080 2.75 bPp 1.050	8.45	28.45	1.43	9.88	9.88			
26	108 DUFFY, Thomas	M3	On	2.5	2.1	2.2	1.9	1.8	6.2	1.0 1.1 1.2 1.3	T 0.570 1.90 bPp 1.050	8.10	31.61		8.10				
				2.4	1.6	1.7	2.4	1.5	5.7	1.1 1.2 1.2 1.4	3G 1.130 2.66 bPp 1.050	8.36	29.95	0.56	8.92	8.92			
27	107 CLARKE, Mitchell	M3	On	0.4	0.5	0.2	0.2	0.4	1.0	.6 .6	T 0.570 0.34	1.34	36.08		1.34				
				2.6	2.4	1.9	1.9	2.1	6.4	1.0 1.1 1.1 .9	T 0.570 1.64 3p 1.050	8.04	32.29		8.04	8.04			
28	17 COOKSLEY, David	M3	AB	2.0	1.6	0.1	1.6	2.3	5.2	1.8 1.7	3 1.050 1.83	7.03	36.10		7.03				
				0.1	0.1	0.2	0.7	0.1	0.4	1.7 1.8 1.6 1.8	3 1.050 3.62 bT 1.050	4.02	40.80		4.02	7.03			
29	90 WILLISTON, Scott	M3	NS	0.5	0.3	0.2	0.1	0.6	1.0	.6 .6 .5 .6	S 0.610 0.79 TS 0.790	1.79	44.29		1.79				
				1.7	1.9	1.0	1.0	1.8	4.5	.4 .3 .7 .8	S 0.610 0.80 TS 0.790	5.30	42.30		5.30	5.30			

No	Bib Name	Gp	Rep	T&L-->					T&L	Air-->					Judge	Time	Pts	Run	Event
				J.1	J.2	J.3	J.4	J.5		J.6	J.7	Jumps	DofD	Airs					
30	89 LOCKE, Sam	M3	NS	0.2	0.1	0.1	0.1	0.1	0.3	.2	.2	TS	0.790	0.27	0.57	43.25		0.57	
				1.8	1.0	0.9	1.2	1.6	3.8	.2	.2	S	0.610		4.18	35.70		4.18	4.18
										.3	.3	TS	0.790						
31	80 JACKSON, Keegan	M3	MB	0.2	0.1	0.1	0.1	0.1	0.3	.8	1.1	TS	0.790	1.74	2.04	44.82		2.04	
				0.1	0.1	0.1	0.1	0.1	0.3	.8	1.1	3	1.050		0.75	40.63		0.75	2.04
										.2	.3	TS	0.790	0.45					
										.2	.3	3	1.050						
32	157 RYAN, Jace	M3	SK	0.1	0.1	0.2	0.1	0.1	0.3	1.0	1.2	S	0.610	0.92	1.22	43.87		1.22	
				0.3	0.1	0.1	0.1	0.3	0.5	.2	.4	DD	0.850		1.83	40.85		1.83	1.83
										.4	.8	S	0.610	1.33					
										1.0	1.3	DD	0.850						
33	86 MARTIN, Sam	M3	NS	0.1	0.1	0.2	0.1	0.1	0.3	.6	.6	S	0.610	0.36	0.66	40.35		0.66	
				0.5	0.6	0.1	0.1	0.1	0.7	1.1	1.0	S	0.610	1.02	1.72	(none)		1.72	1.72
										.3	.4	FT	1.100						
34	129 ALLAIRE, Tristan	M3	Qc	0.1	0.1	0.1	0.1	0.1	0.3	1.1	1.0	3	1.050	1.10	1.40	(none)		1.40	
									dnf			dnf			(none)		dnf		1.40
35	155 SCHULER, Mitch	M3	SK	0.1	0.1	0.1	0.1	0.1	0.3	1.2	1.4	S	0.610	0.91	1.21	41.31		1.21	
				0.7	0.1	0.1	0.1	0.1	0.3	.2	.1	DD	0.850		1.20	33.40		1.20	1.21
										.7	.9	S	0.610	0.90					
										.5	.5	DD	0.850						
36	83 CHARTRAND, Gabriel	M3	MB						dns			dns			(none)		dns		dns
									dns			dns			(none)		dns		dns
1	105 SUM, Stephane	M4	On	3.4	3.2	2.4	3.2	2.2	8.8	1.6	1.5	3	1.050	3.35	12.15	30.64	0.16	12.31	
				4.1	3.1	3.3	3.9	4.0	11.2	1.2	1.5	7	1.280		14.63	26.85	2.36	16.99	16.99
										1.2	1.2	3	1.050	3.43					
										1.7	1.7	7	1.280						
2	21 CLEMENT, Davis	M4	Ab	3.3	3.4	3.4	3.0	3.4	10.1	.6	.7	bT	1.050	2.78	12.88	29.03	1.09	13.97	
				3.6	3.3	3.5	2.9	2.0	9.7	1.6	1.7	7opB	1.280		13.43	25.54	3.12	16.55	16.55
										1.5	1.5	bT	1.050	3.73					
										1.7	1.8	7opA	1.240						
3	5 SCHMIDT, Jaymes	M4	Ab	3.3	3.5	3.2	3.2	2.3	9.7	.8	1.0	TS	0.790	2.02	11.72	27.48	2.00	13.72	
				2.4	2.1	2.5	2.2	2.0	6.7	1.2	1.3	bT	1.050		9.22	26.02	2.85	12.07	13.72
										1.3	1.4	TS	0.790	2.52					
										1.3	1.5	bT	1.050						
4	72 WILSON, Mitchell	M4	Bc	2.8	3.5	3.6	3.4	2.1	9.7	1.1	.8	3p	1.050	2.77	12.47	29.40	0.88	13.35	
				0.1	0.1	0.1	0.1	0.1	0.3	1.7	1.7	bT	1.050		1.24	35.27		1.24	13.35
										.9	.9	3p	1.050	0.94					
5	137 JULIEN, Renaud	M4	Qc	2.7	2.3	3.1	2.6	1.9	7.6	1.0	1.2	TS	0.790	2.02	9.62	26.60	2.51	12.13	
				0.1	0.1	0.5	0.1	0.5	0.7	1.0	1.2	bT	1.050		1.88	(none)		1.88	12.13
										1.6	1.4	TS	0.790	1.18					
6	60 FINLAYSON, Matt	M4	Bc	1.8	2.9	2.7	2.4	1.7	6.9	1.2	1.0	3	1.050	2.15	9.05	31.06		9.05	
				2.4	2.5	2.5	2.0	2.7	7.4	.9	1.0	bT	1.050		10.17	27.84	1.79	11.96	11.96
										1.5	1.4	3	1.050	2.77					
										1.1	1.3	bT	1.050						
7	121 JOHN PRATT, Ben	M4	On	0.8	1.3	1.0	0.4	0.1	2.2	.5	.6	3	1.050	1.08	3.28	33.29		3.28	
				2.5	2.7	2.4	2.8	2.3	7.6	.7	.6	TS	0.790		9.52	28.46	1.42	10.94	10.94
										1.0	.8	3	1.050	1.92					
										1.3	1.2	TS	0.790						
8	104 FULLER, Benjamin	M4	On	1.9	2.8	2.5	2.6	2.5	7.6	.4	.5	S	0.610	1.00	8.60	33.47		8.60	
				1.4	0.4	1.0	0.6	0.3	2.0	.7	.7	3	1.050		2.94	33.80		2.94	8.60
										1.1	1.3	TS	0.790	0.94					

No	Bib Name	Gp Rep	T&L-->						Air-->						Judge	Time	Pts	Run	Event
			J.1	J.2	J.3	J.4	J.5	T&L	J.6	J.7	Jumps	DofD	Airs						
9	81 MIHIC,Andrew	M4 MB	1.5	1.8	0.8	0.6	1.2	3.5	.3	.2	TS	0.790	0.61	4.11	41.73		4.11		
			2.3	1.1	0.9	1.6	1.4	4.1	.6	.8	S	0.610		4.78	38.46		4.78	4.78	
									.8	.7	S	0.610	0.68						
									.3	.3	TS	0.790							

Male = 20.61, Female = 24.39

Winfree 2011.03, Canada Rules, Rand=411 @ 8:07a(11-3-12), M, Not Elim



# 2011 Canada Post Junior National Freestyle Championships

Marmot Basin, Jasper, AB  
Mar 13, 2011 (Sun)

## Canada Post 2011 Junior National Championships F2 Duals

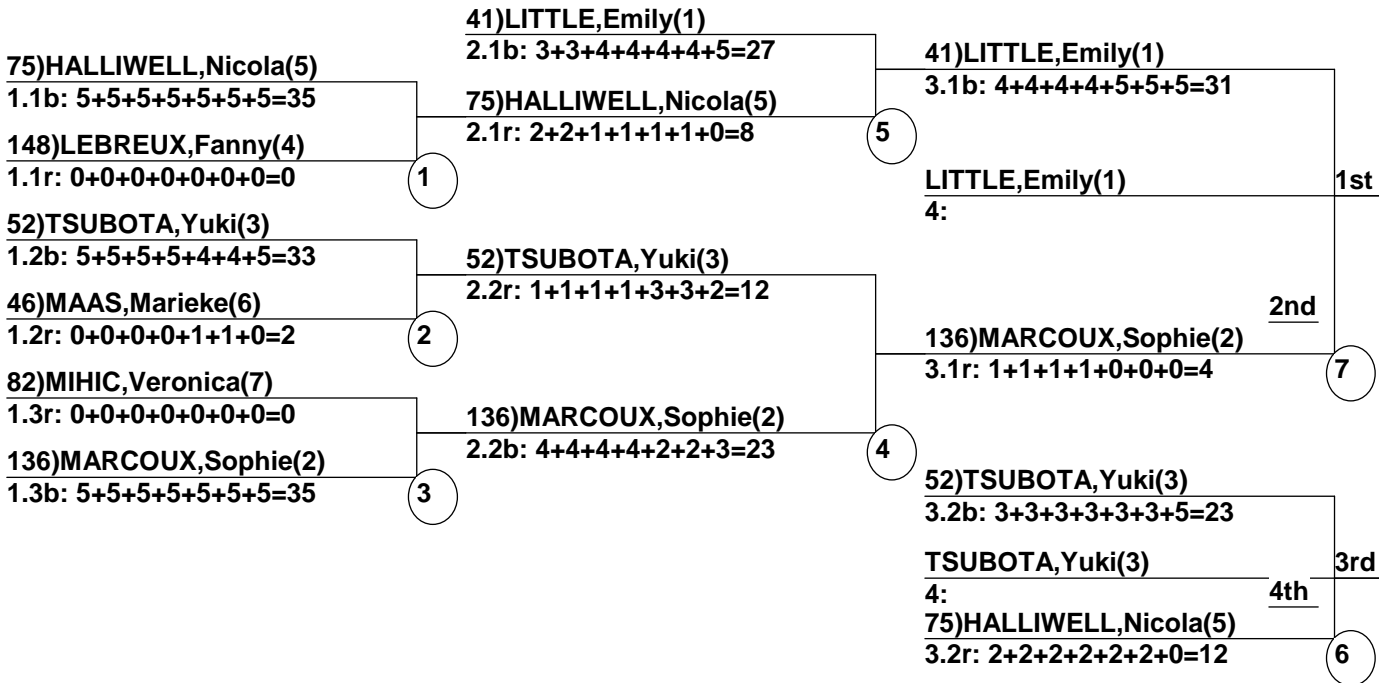
Head Judge: ROBICHAUD,Real  
Chief of Comp: JENKINS,Cam  
T.D.: SAGAN,David  
Chief of Scoring: WHYTE,Vicki  
Judge 1: HENITIUK,Jay  
Judge 2: MACMILLAN,Chad  
Judge 3: MCKAY,Theresa  
Judge 4: TODD,Stephanie  
Judge 5: RANKINE,Steve  
Judge 6: BOUCHER,Luc  
Judge 7: HINKEL,Wayne

Course: Marmot  
Length: 200 m  
\_\_\_\_\_  
\_\_\_\_\_  
\_\_\_\_\_  
Head Judge  
Chief of Scoring  
T.D.

## Canada Post 2011 Junior National Championships F2 Duals

-----  
Duals F2                      Event                      Date: Mar 13, 2011 (Sun)  
Female                      (By Duals F2 Run-order)              Time: 4:29 pm  
Marmot Basin, Jasper              2011 Canada Post Jun  
-----

**Female**





# 2011 Canada Post Junior National Freestyle Championships

Marmot Basin, Jasper, AB  
Mar 13, 2011 (Sun)



## Canada Post 2011 Junior National Championships F3/4 Duals

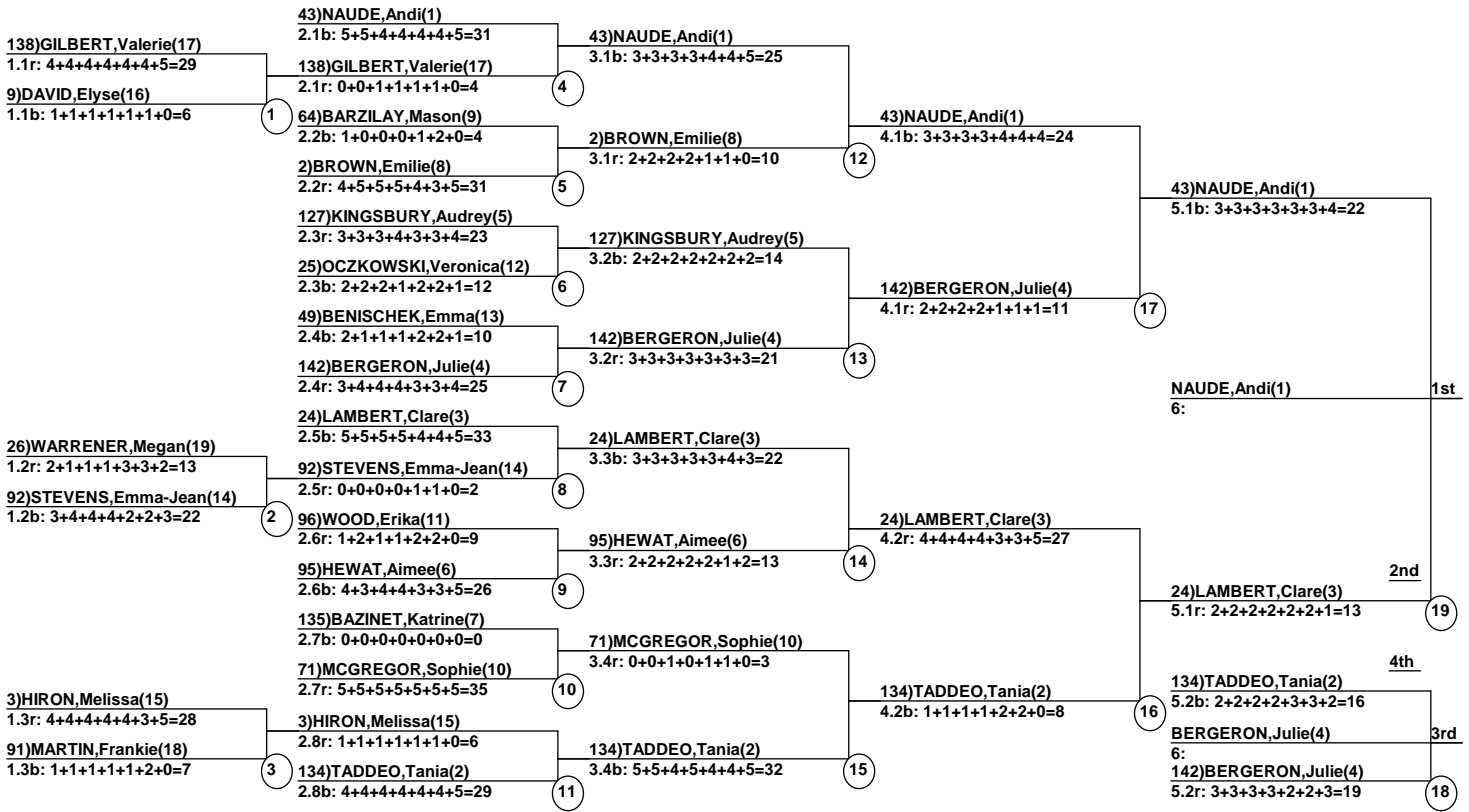
Head Judge: ROBICHAUD,Real  
Chief of Comp: JENKINS,Cam  
T.D.: SAGAN,David  
Chief of Scoring: WHYTE,Vicki  
Judge 1: HENTIU,KJay  
Judge 2: MACMILLAN,Chad  
Judge 3: MCKAY,Theresa  
Judge 4: TODD,Stephanie  
Judge 5: RANKINE,Steve  
Judge 6: BOUCHER,Luc  
Judge 7: HINKEL,Wayne

Course: Marmot  
Length: 200 m  
\_\_\_\_ Head Judge  
\_\_\_\_ Chief of Scoring  
\_\_\_\_ T.D.

### Canada Post 2011 Junior National Championships F3/4 Duals

Duals F3/4 Event Date: Mar 13, 2011 (Sun)  
Female (By Duals F3/4 Run-order) Time: 4:28 pm  
Marmot Basin, Jasper 2011 Canada Post Jun

#### Female





# 2011 Canada Post Junior National Freestyle Championships

Marmot Basin, Jasper, AB  
Mar 13, 2011 (Sun)



## Canada Post 2011 Junior National Championships M2 Duals


Head Judge: ROBICHAUD,Real  
Chief of Comp: JENKINS,Cam  
T.D.: SAGAN,David  
Chief of Scoring: WHYTE,Vicki  
Judge 1: HENTTIUK,Jay  
Judge 2: MACMILLAN,Chad  
Judge 3: MCKAY,Theresa  
Judge 4: TODD,Stephanie  
Judge 5: RANKINE,Steve  
Judge 6: BOUCHER,Luc  
Judge 7: HINKEL,Wayne

\_\_\_\_ Head Judge  
\_\_\_\_ Chief of Scoring  
\_\_\_\_ T.D.

### Canada Post 2011 Junior National Championships M2 Duals

Duals M2                      Event                      Date: Mar 13, 2011 (Sun)  
Male                              (By Duals M2 Run-order)                      Time: 4:25 pm  
Marmot Basin, Jasper                      2011 Canada Post Jun

Male





# 2011 Canada Post Junior National Freestyle Championships

Marmot Basin, Jasper, AB  
Mar 13, 2011 (Sun)



# FREESTYLE SKI ACROBATIC

Canada Post 2011 Junior National Championships M3 Duals


\_\_\_\_ Head Judge  
\_\_\_\_ Chief of Scoring  
\_\_\_\_ T.D.

**FREESTYLE SKI ACROBATIC**  
Head Judge: ROBICHAUD,Real  
Chief of Comp: JENKINS,Cam  
T.D.: SAGAN,David  
Chief of Scoring: WHYTE,Vicki  
Judge 1: HENITIUK,Jay  
Judge 2: MACMILLAN,Chad  
Judge 3: MCKAY,Theresa  
Judge 4: TODD,Stephanie  
Judge 5: RANKINE,Steve  
Judge 6: BOUCHER,Luc  
Judge 7: HINKEL,Wayne

Canada Post 2011 Junior National Championships M3 Duals

Duals M3 Event Date: Mar 13, 2011 (Sun)  
Male (By Duals M3 Run-order) Time: 4:24 pm  
Marmot Basin, Jasper 2011 Canada Post Jun

Male





# 2011 Canada Post Junior National Freestyle Championships

Marmot Basin, Jasper, AB  
Mar 13, 2011 (Sun)



## Canada Post 2011 Junior National Championships M4 Duals

Head Judge: ROBICHAUD,Real  
Chief of Comp: JENKINS,Cam  
T.D.: SAGAN,David  
Chief of Scoring: WHYTE,Vicki  
Judge 1: HENITIUK,Jay  
Judge 2: MACMILLAN,Chad  
Judge 3: MCKAY,Theresa  
Judge 4: TODD,Stephanie  
Judge 5: RANKINE,Steve  
Judge 6: BOUCHER,Luc  
Judge 7: HINKEL,Wayne

\_\_\_\_\_  
\_\_\_\_\_  
\_\_\_\_\_  
Head Judge  
Chief of Scoring  
T.D.

## Canada Post 2011 Junior National Championships M4 Duals

-----  
Duals M4                      Event                      Date: Mar 13, 2011 (Sun)  
Male                              (By Duals M4 Run-order)      Time: 4:23 pm  
Marmot Basin, Jasper      2011 Canada Post Jun  
-----

Male

